

**Convenient, Efficient and Transparent**

NO INVESTOR RESTRICTIONS

NO SUBSCRIPTION DOCUMENTS

1099 TAX TREATMENT

QUARTERLY LIQUIDITY<sup>1</sup>  
DAILY PURCHASES

**Fund Investment Profile**

The Primark Meketa Private Equity Investments Fund is designed as a core private equity holding that seeks to generate long-term capital appreciation through a diversified portfolio of global private market investment opportunities.

**Comprehensive Private Equity Opportunity**

- Diversified, middle market private equity exposure in a single investment allocation.
- Experienced investment sub-advisor with a long-term track record managing and overseeing more than \$340B in private assets.
- Private equity asset class coverage with immediate investment exposure and quarterly liquidity<sup>1</sup> in a convenient interval fund structure.

**About Meketa Investment Group<sup>2</sup> (as of 9.30.2024)**

**\$340B+**

Private Investments Under Advisement<sup>3</sup>

**\$145B+**

Private Equity Investments Under Advisement<sup>3</sup>

**160+**

Investment Professionals in 6 Offices Globally

**750+**

Investment Opportunities Reviewed Annually

**350+**

Managers Reviewed Annually

**Monthly Performance** | Meketa Investment Group became sub-advisor of the fund on 9.1.2022. Gray shading represents months of portfolio adjustments during the transition to the new sub-advisor.

|      | JAN (%) | FEB (%) | MAR (%) | APR (%) | MAY (%) | JUN (%) | JUL (%) | AUG (%) | SEP (%) | OCT (%) | NOV (%) | DEC (%) | YTD (%) | Since Inception <sup>4</sup> | MSCI ACWI YTD <sup>5</sup> |
|------|---------|---------|---------|---------|---------|---------|---------|---------|---------|---------|---------|---------|---------|------------------------------|----------------------------|
| 2020 | -       | -       | -       | -       | -       | -       | -       | -       | 0.70    | -2.38   | 13.94   | 4.05    | 16.53   | 16.53                        | 10.66                      |
| 2021 | -1.20   | 3.39    | 2.86    | 3.43    | 1.03    | -1.17   | 1.98    | 1.55    | 0.46    | 2.53    | -0.97   | 3.63    | 17.70   | 37.16                        | 18.54                      |
| 2022 | -3.20   | -2.10   | 0.08    | -2.31   | -0.07   | -3.40   | 1.85    | -2.59   | -3.10   | 2.74    | 0.71    | -2.20   | -13.51  | 18.63                        | -18.41                     |
| 2023 | 2.46    | 0.00    | 0.44    | 0.09    | 0.35    | 1.23    | 1.04    | -1.55   | 0.09    | -1.14   | 6.54    | 0.83    | 10.66   | 31.27                        | 22.20                      |
| 2024 | 3.87    | 0.87    | 0.63    | -0.08   | 3.28    | -0.38   | 0.76    | 1.43    | 1.11    | 1.91    | 4.47    | -0.97   | 18.11   | 55.04                        | 17.49                      |

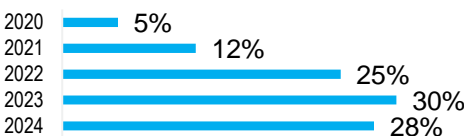
**Standard Deviation<sup>6</sup> Since Inception**

|                                    |       |
|------------------------------------|-------|
| PMPEX Standard Deviation           | 8.0%  |
| MSCI ACWI (net) Standard Deviation | 13.4% |

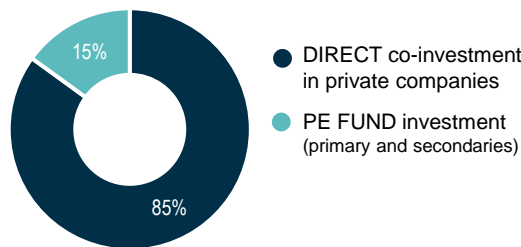
**Since 9.1.22**

|                                    |        |
|------------------------------------|--------|
| PMPEX Standard Deviation           | 5.54%  |
| MSCI ACWI (net) Standard Deviation | 12.26% |

**Vintage Year Diversification by Market Value<sup>7</sup>**



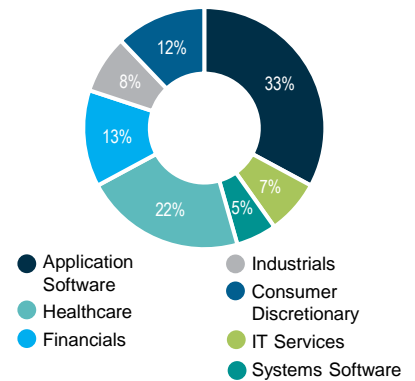
**Investment Type<sup>8</sup>**



**TARGET INVESTMENT PROFILE**

- Middle market buyout
- Recurring revenue and positive cash flow
- Diversification in geography, industry sector, vintage year and portfolio manager

**Co-Investment Sector Diversification (% of Market Value<sup>9</sup>)**



1. Subject to certain limitations. 2. Meketa Investment Group is the sub-advisor for the Fund. 3. Assets under advisement are as of 6.30.24. 4. Fund inception is 8.26.2020. The Fund's cumulative performance reflects all expenses including the Adviser's management fee and fund operating expenses. 5. MSCI ACWI Index (net div.) is a commonly followed index that captures large and mid-cap equity representation across both developed and emerging market countries. 6. Standard deviation measures the spread of asset prices from their average price. 7. Market value as of 12.31.2024. 8. Target allocations are subject to change; represents private investments only and excludes cash and liquid securities. 9. Co-investment sector diversification data as of 12.31.2024. Data is only representative of the total fair market value of the co-investment portion of the Fund, not the entire Fund. The performance shown represents past performance and does not guarantee future results. Investment return and principal value will fluctuate so that an investor's shares when redeemed may be worth more or less than their original cost. Current performance may be higher or lower than the performance data quoted. See the last page for additional disclosures.

## Fund Offering Details

### Primark Meketa Private Equity Investments Fund

|                              |   |
|------------------------------|---|
| Structure                    | Registered interval fund  |
| Ticker Symbol                | PMPEX   |
| Investment Minimum           | \$5,000 for investments made through a financial advisor                    |
| Investor Eligibility         | No investor eligibility restrictions  |
| Subscription Documents       | No subscription documents required  |
| Subscriptions                | Daily investments can be made in the Fund at NAV                            |
| Net Asset Value <sup>1</sup> | Daily fund valuation  |
| Liquidity                    | Mandatory quarterly liquidity (subject to certain limitations) <sup>2</sup> |
| Investment Focus             | Middle market private equity  |
| Investment Sourcing          | Meketa Investment Group   |
| Tax Reporting                | Form 1099   |
| Management Fee               | 1.50% per year (plus Fund operating expenses)                               |
| Performance Fee              | No performance fees   |
| Capital Calls <sup>3</sup>   | No capital calls  |
| Platform Availability        | Schwab, Fidelity, Pershing, Axos, Goldman Sachs                             |

1. Represents a fund's per share market value. It is the value of a fund's assets less its liabilities divided by the number of outstanding shares. 2. A 2% early repurchase fee will be assessed for shares held less than one year. 3. Represents the right of a fund general partner to demand a portion of the money committed to the fund under a previous capital commitment.

## Recent Investment and Commitments

| Investment Name  | Investment Type | Investment Description   | Investment   |
|------------------|-----------------|--|--------------|
| Project Domino   | Co-Investment   | Project Domino is a vertically integrated brand of Hispanic cheeses and other food products, seeking to deliver the authentic flavors of Latin American homes to the U.S. market. The Company offers a broad portfolio of Hispanic food products primarily to retailers throughout the East Coast. | CONFIDENTIAL |
| Project Maple    | Co-Investment   | JMI equity is the sponsor. REP Maple is a leading technology-enabled healthcare staffing company focused exclusively on locum tenens staffing, providing placement and consultative services for clients with ongoing or temporary needs for physicians and advanced practitioners.                | CONFIDENTIAL |
| Project Firebird | Co-Investment   | JMI equity is the sponsor.   | CONFIDENTIAL |

## General Risks

Investors should carefully consider the Fund’s investment objectives, risks, charges, and expenses before investing. This information is included in the Fund Prospectus should be read carefully before investing. The Prospectus is available through the Prospectus link on the Primark website: [Primark Prospectus](#). Please read the Prospectus carefully.

An investment in the Fund is subject to, among others, the following risks:

- The Fund is not intended as a complete investment program but rather the Fund is designed to help investors diversify into private equity investments.
- The Fund is a “non diversified” management investment company registered under the Investment Company Act of 1940.
- An investment in the Fund involves risk. The Fund is new with no significant operating history by which to evaluate its potential performance. There can be no assurance that the Fund’s strategy will be successful.
- Shares of the Fund are not listed on any securities exchange, and it is not anticipated that a secondary market for shares will develop.
- Shares are appropriate only for those investors who can tolerate a high degree of risk, and do not require a liquid investment.
- There is no assurance that you will be able to tender your shares when or in the amount that you desire. Although the Fund will offer quarterly liquidity through a quarterly repurchase process, an investor may not be able to sell or otherwise liquidate all their shares tendered during a quarterly repurchase offer.
- The Fund’s investment in private equity companies is speculative and involve a high degree of risk, including the risk associated with leverage.

Distributor: Foreside Financial Services LLC

App. Lit. No. PAL-DU-665538-2025-01-10. Monthly Fact Sheet. 2024 Meketa Capital. All Rights Reserved